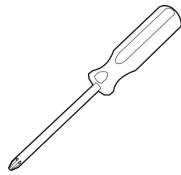


EUDE NAUTIC – BALCONY ASSEMBLING INSTRUCTION



Stainless Steel
Wood Screws



Screw Driver



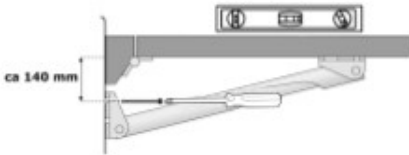
Tape Measure



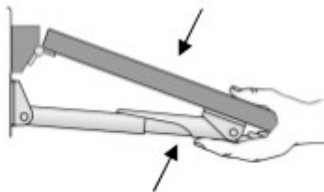
Spirit Level



Fasten the table with screws that are suitable for the wall's material.



Use a spirit level to ensure the table is correctly positioned, then fasten the support with screws suitable for the wall's material.



Release the catch – Lift the outer edge of the board a little and simultaneously press the support's outer part of the tube with a finger and fold down the table.



Note

We do not recommend varnishing the product.