

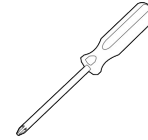
# EUDE NAUTIC – TABLE - ASSEMBLING INSTRUCTIONS



Stainless Steel, Wood Screws



Drill

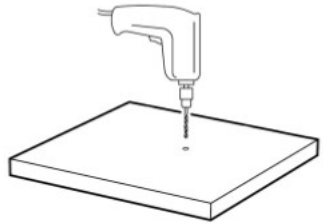


Screw Driver



Sealant

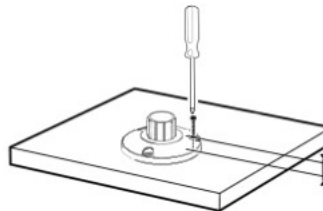
## YES



Pre-drill the screw holes.




Fill the drilled holes with a good quality Sealant.

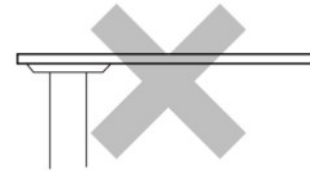


Insert a screw to a depth between 12 and 14 mm into the lid.

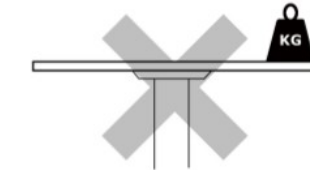
## NO



Do not use adhesive to hold the table leg to the top.



Do not place the table leg of the table away from the centre of the table.



Do not put heavy items on the outer edge of the table.